

# HOW TO MAKE MONEY ON FIVERR- Quit Your Job And Start Earning Online Today!

Is doing a 9-5 not your cup of tea? Well it wasn't mine either 😊

I hated waking up everyday simply going to my job, work till 7pm and return home to repeat everything again tomorrow. I felt like I was wasting my whole life.

I was always intrigued by clichés like **BE YOUR OWN BOSS** and **WORK IN YOUR PYJAMAS**. They would take me to an imagination where I would be on my bed working on laptop while sipping my pumpkin spice latte..... 😊

<https://giphy.com/gifs/nbcolympics-olympics-26DNcCeozNpY1Apa>

So One day I finally decided to quit my job and started searching for remote projects. Now you must be thinking, "What a crazy person she is!!!" 😱 Well if I was, I would never be here writing this blog for you 😊

## Table of Contents

How Can I Make Money Online????	2
<b>How To Start Freelancing?</b>	2
Which Website Is Best For FREELANCING?	3
<b>What Is FIVE-RR?? Why Is It So Famous???</b>	4
Fiverr VS Freelancer.com	5
<b>Fiverr Vs Upwork</b>	5
Kick-start Your "Five-RR" Journey!	5
1. Create Your Account:	6
2. Make A Captivating Profile:	6
3. Set Up Your Gigs:	7
WHAT IS A Gig Description???	8
How Can I Become <b>Fiverr Pro</b> Verified?	9
How Can I Avoid <b>Fiverr Scams</b> As A Seller???	10
Are There Any Other <b>Sites Like Fiverr</b> I Can Use?	10
Let's wrap-up!!!!	11

## How Can I Make Money Online???? (h2)


You must have heard the infamous millennial occupation “FREELANCER”. Most people think that it simply means working remotely. Well it’s much more than that:

### **A FREELANCER IS:**

- **SELF EMPLOYED!**
- **SET HIS OWN HOURS!!**
- **CHOOSES HIS CLIENTS!!!**
- **SIGNS NO JOB CONTRACT!!!!**


Amazing isn’t it?

Back in 2010 when I left my job not many people knew about it. It was far easier for me to start my freelance career then.

But that’s sadly not the case now. Many newbies struggle to earn freelance projects despite of having exceptional skills. Let me tell you WHAT ARE YOU LACKING!! 

### **WHY ARE YOU NOT GETTING ONLINE PROJECTS?????**

- **YOUR PROFILE IS NOT ATTRACTIVE TO BUYERS**
- **YOUR NICHE IS UNCLEAR**
- **YOUR PRICING IS NOT RIGHT**
- **YOU ARE NOT DISPLAYING YOUR SKILLS PROPERLY**

That is what urged me to write this blog for you. To guide you from the scratch about freelancing. With my special tricks, you will be able to earn projects in no time! And that even without bidding on each order!!! 

## How To Start Freelancing? (h2)

People often ask me, “**how to start freelancing?**” and I just answer them, *it’s barely physics!!!*

First of all you should have a clear vision of **WHAT** you are doing and **WHY**. Take a paper and pen and outline these steps!!!

**Write down your objectives**



**Build your niche**





The clearer your plans are, the better will be outcome. For example:

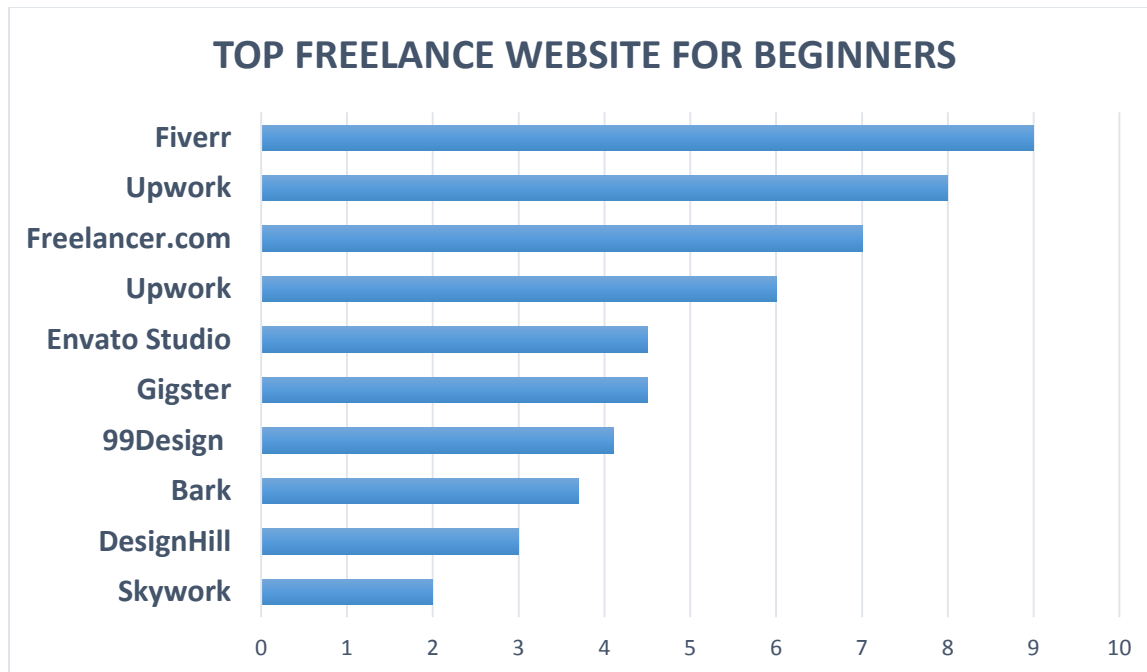
***What are your objectives of freelancing?? Are you just doing it to get extra penny while you are studying? Or as overtime to cover your expenses. Or you want to start your own freelance business? This will help you carve out the time you will have to dedicate to get to that level.***

### ***Which Website Is Best For FREELANCING? (h3)***

After you have outlined your plan and are clear with your objectives, it is now my time to tell you the answer of **how to start freelancing?**

Internet is flooded with freelance websites. Most of them are either scam or not suitable for you as a beginner.

Here I have collected 10 best websites you can apply for as a startup freelancer:



You must be wondering why I have kept Fiverr on the top of the list???

This is because I started my freelance career on Fiverr. And still in 2019, it stands out among its competitors with its premium benefits for buyers as well as sellers.

## What Is FIVE-RR?? Why Is It So Famous???

What is Fiverr? Why does everyone recommend it?? Is the question I almost receive from everyone. 🤔

Known for its *5 dollars reputation*, this platform is the best if you are a beginner and know nothing about freelance world.

AND NO IM NOT PAID BY FIVERR FOR ITS PROMOTION!!!

The reason why I love it is because it has *soooo* many advantages for beginners as compared to other platforms. Let me make it easier for you by comparing it with other two websites:

- Fiverr vs. Freelancer.com
- Fiverr vs. Upwork

### **Fiverr VS Freelancer.com (h3)**

FIVERR	V/S	FREELANCER.COM
You don't have to beg for projects		you have to bid for every project
No fake jobs		Lots of fake jobs
No employer fee		3% project fee
No need to compete on any project		Compete with multiple people on every project

### **Fiverr Vs Upwork (h3)**

FIVERR	V/S	UPWORK
You can easily set up profile		Your profile is often rejected as a beginner
Easier to get first project as a beginner		Very hard to get the first project
Budget friendly		Very expensive
Client will come to you (via your Gig)		You will have to bid on every job

I know your eyes are marveling with all these charming FIVERR facts. Without much ado, let's start your Fiverr journey!

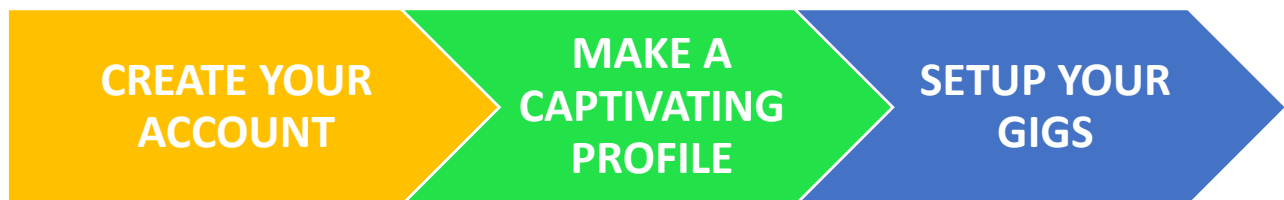
## **Kick-start Your "Five-RR" Journey! (h2)**

You might be excited after all the Fiverr facts I told you and now googling **how to make money on Fiverr**. Well you don't have to go anywhere because I've got it right here!!!

All you have to do is just follow these three steps. Piece of cake HUH??

WELL ITS NOT THAT FUN... you will have to spend days and days to make your profile unique and interesting.

I'll detail each step for you and tell you how you can master each one. 😊



## 1. Create Your Account: (h3)

Go to fiverr.com ----- > Click BECOME A SELLER ----- > Enter your email address and press the button Continue----- > Choose a username ----- > Select password and click join.

Tip: Instead of writing your original name, choose a twisting username related to the service you are going to provide like; if your name is LUCY and the service you are setting your profile as **Freelance Designer**, you can sign up as **@DesignerLucy** or **@DesignsByLucy**.

## 2. Make A Captivating Profile: (h3)

95% buyers don't have enough time to go through each profile. They prefer to choose from the top 2-3 gigs relevant to their search.

That is why you need to make sure that your profile stands out among others by following these tips:

- a. **Add An Interesting Bio:** Sites like Fiverr are overcrowded with beginners. Why would a buyer prefer your profile among other thousands of profile???
- The simple answer is BY ADDING AN INTERESTING BIO. Highlight your experiences and achievements rather than simply describing yourself. Let me give you an example:



***Hello my name is Alicia. I have done Masters in English Linguistics. I am a vegan and love to read, do sports and play tennis. I can do any type of content writing at most affordable prices.***



***Alicia Johnsons is a Creative Blog Writer at ABC Company for last 10 years. With Master's degree in English Linguistics, she has written over 500 blogs related to content marketing, Search engine optimization and Social media promotion.***

Did you notice the difference between these two statements? The Bio #2 has following points that makes it look more professional:

- ✓ It is written in third person (like someone is actually describing you)

- ✓ It is very specific (instead of every type of creative writing, it has specified its niche and areas of expertise. That looks you ultra-professional
  - ✓ The relevant experience is mentioned to add credibility.
- b. *Add A Professional Photo:*** Instead of keeping a plain background or uploading picture of your favorite actor, add your professional picture with that Hollywood smile 😊. This would give the buyer an impression that you are genuine and professional.
- c. *Describe Your Skills:*** Don't just add too many skills on your profile. Rather choose 3 skills at maximum and appropriately describe them. Building your niche will get you more clients than blindly jumping in every field.
- d. *Link your profile:*** How would a buyer believe that you have 8 years of experience as SEO expert? This is why you need to link your profile to a professional jobsite like **LinkedIn**. This will add credibility of your Fiverr profile by 100 times.
- e. *Give your samples:*** Who will a buyer know that you can create a perfect **Fiverr logo** for them?? You will have to give samples of your work to let them know how proficiently you can work for them.
- f. *Solve Skill Tests:*** There are different skills tests that you can solve. This will show a badge on your profile that will show that you are a skill master. Don't worry, even if you fail that test, your scores will not be displayed.

### **3. Set Up Your Gigs: (h3)**

Gigs simply means "JOB". Setting up a Gig means to tell the buyer what services you are going to offer.

I'm going to discuss the main steps here that will help you make engaging gigs but if you want a complete guide, you can visit <https://sellers.fiverr.com/en/article/creating-a-gig>. You can add more than one gig on your account.

Your gig will look something like this **among many others** when the buyer will search for a relevant service:



You have to make sure that the buyer chooses your gig amongst all the options. For this you will have to work on three key areas (labelled).

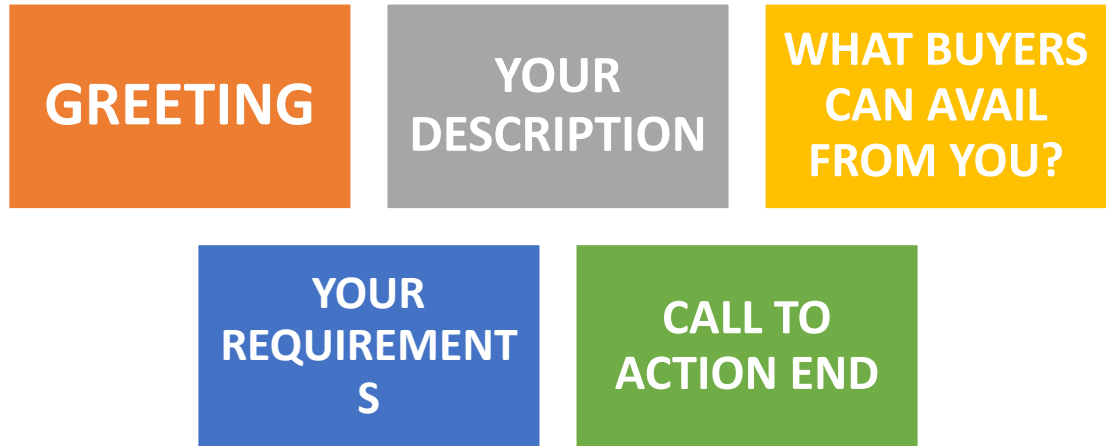
- a. **Your Gig Samples:** Make sure you add your best samples to showcase your finest skills. These can be in the PNG, JPEG, GIF or BMP format with maximum size of 50 MB.
- b. **Your Service:** The label 2 is “*what is your gig about*” in short this is the service you can give your buyer. MAKE IT CATCHY like:
  - ✓ I will write a professional quality travel blog post.
  - ✓ I will write content for your website.
  - ✓ I will design your new company logo.
  - ✓ I will create colorful digital illustrations.
  - ✓ I will create **fiverr logo designs**.
- c. **Starting Price:** you will have to keep the pricing as low as \$5 in beginning to earn more projects. However once you start getting work, you can realistic rates for your work.

### **WHAT IS A Gig Description???** (h3)

ONCE THE BUYER clicks on your gig, it will open **ABOUT THIS GIG** page that will have a detail description of your gig.



Your gig description should not just be a random selection of words But an accurate structure with all the following points:

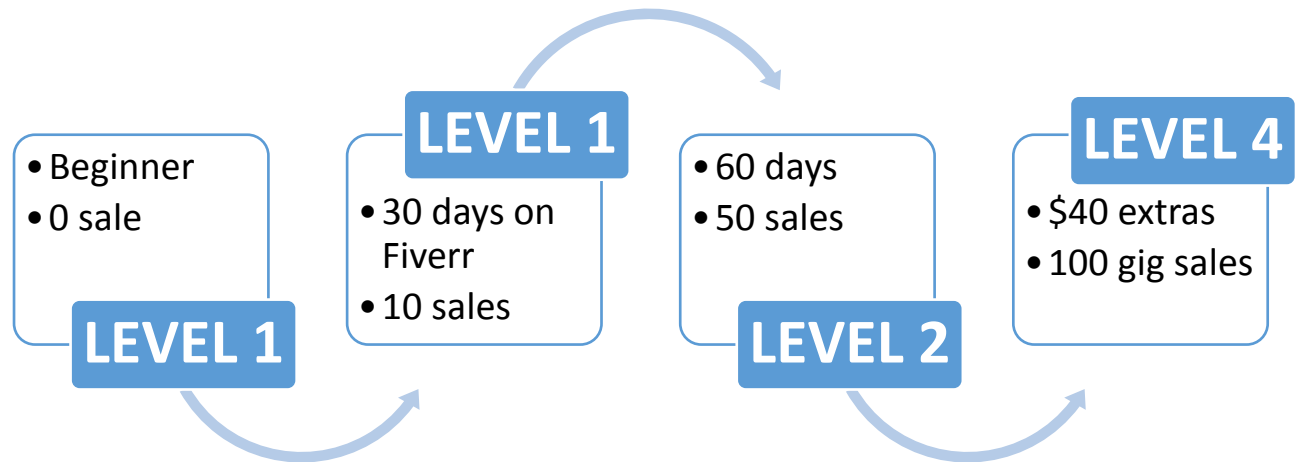


## How Can I Become **Fiverr Pro** Verified? (h2)



Another interesting feature on fiverr is that it promotes you by upgrading your levels. When you start on day one, you are on level zero. If you work hard enough, you can reach upto level 3 and even earn a

Fiverr pro badge. I've highlighted the minimum requirements to reach each level via the following chart:



Fiverr pro is an extremely professional platform with elite business peers. That is why you will need to meet the standards to become verified. You can apply for a verified account after which you will go through a vetting process. After Fiverr evaluate your application, they will let you know if you are eligible or not.

## How Can I Avoid Fiverr Scams As A Seller???

If you do not play smart, you can easily get scammed on Fiverr i.e. you may not get paid for the work you did.

However you can avoid fiverr scams by:

- ✓ Add watermarks to your samples.
- ✓ Don't send previews or final work via personal messages/ inbox.
- ✓ Send previews in low quality.
- ✓ Contact Fiverr support in case you encounter fiverr scam.

## Are There Any Other Sites Like Fiverr I Can Use? (h2)

Because of increasing competition on Fiverr, beginners often look for new sites like Fiverr which have comparatively less sellers. Topal is an emerging site but the problem is it approves only 3% of freelancers so I wouldn't recommend you that as a freelancer newbie.

## Let's wrap-up!!!! (h2)

Making your career as a freelancer is indeed a hard nut to crack. But you can make best living out of it. You can be a beginner with simply on skill or want to become a **Freelancer SEO expert**. All you have to do is make sure you spend enough time making your profile stand out among others.

### Writer's Bio:

Elijah Gabrielson is a creative writer at EazyResearch with over 5 years of experience. She has written multiple blogs on Freelancing, SEO strategies and Content Marketing. She has guided hundreds of people in making successful careers as freelancers.